

Fabio Castello

Metodo per lo Studio del Pianoforte Online

Raccolta degli esercizi per il mio **Corso Base di Pianoforte Online e Gratuito**, pubblicato sulla mia pagina web:

<http://www.fabiocastello.it/corso-base-di-pianoforte-online-gratuito/>

e nel mio canale Youtube:

https://www.youtube.com/channel/UCt9mwAFGN3pqbyKI4uPRCKA?sub_confirmation=1

Ti consiglio di stampare gli esercizi man mano che seguirai le lezioni.

Alcune lezioni sono puramente teoriche, altre sono tutorial per l'esecuzione degli esercizi presentati in questo metodo.

La versione di questo file è la 1.0 del 1/03/2021 che sostituisce la versione ** nessuna **.

@Fabio Castello.

Il seguente documento è solamente per uso personale didattico senza fini di lucro. Ogni altro utilizzo è espressamente vietato.

Per qualsiasi informazione contattare l'autore dal modulo contatti del sito web www.fabiocastello.it

Corso Base di Pianoforte Online e Gratuito




Seguilo sul mio canale Youtube

https://www.youtube.com/channel/UCt9mwAFGN3pqbyKl4uPRCKA?sub_confirmation=1

1 - Esercizi per la sola mano destra di F. Beyer




Vedi la lezione 8 sul mio sito o su Youtube (<https://youtu.be/9A2SNpz7CZc>)

♩ = 80



2 - Esercizi per la sola mano sinistra di F. Beyer

Vedi la lezione 9 sul mio sito o su Youtube (<https://youtu.be/gk3VBBs9hIU>)



3 - Esercizio dei ribattuti di F. Castello

Vedi la lezione 10 sul mio sito o su Youtube (<https://youtu.be/sHEo9wS4PRw>)

4 - Esercizio di F. Beyer

Vedi la lezione 11 sul mio sito o su Youtube (ancora da pubblicare)

Musical notation for Exercise 4 by F. Beyer. The exercise is in common time (C) and consists of two staves. The right hand plays a sequence of whole notes: C4, D4, E4, F4, G4, F4, E4, D4, C4. The left hand plays a sequence of whole notes: G3, F3, E3, D3, C3, D3, E3, F3, G3. Fingerings are indicated by numbers 1-5 above or below the notes.

5 - Esercizio di F. Beyer

Vedi la lezione 12 sul mio sito o su Youtube (ancora da pubblicare)

Musical notation for Exercise 5 by F. Beyer. The exercise is in common time (C) and consists of two staves. The right hand plays a sequence of half notes: C4, D4, E4, F4, G4, F4, E4, D4, C4, D4, E4, F4, G4, F4, E4, D4, C4. The left hand plays a sequence of half notes: G3, F3, E3, D3, C3, D3, E3, F3, G3, F3, E3, D3, C3, D3, E3, F3, G3. Fingerings are indicated by numbers 1-5 above or below the notes.

6 - Esercizio di F. Beyer

Vedi la lezione 13 sul mio sito o su Youtube (ancora da pubblicare)

7 - Esercizio di F. Beyer

Vedi la lezione 14 sul mio sito o su Youtube (ancora da pubblicare)

8 - Esercizio di F. Beyer

Vedi la lezione 16 sul mio sito o su Youtube (ancora da pubblicare)

9 - Esercizio di F. Beyer

Vedi la lezione 17 sul mio sito o su Youtube (ancora da pubblicare)

The first system of the exercise consists of eight measures. The right hand (treble clef) plays a sequence of eighth notes: G4, A4, B4, C5, D5, E5, F5, G5. The left hand (bass clef) plays a single note, D3, in each measure. Fingering is indicated by blue numbers above the notes: 1 3 1 3 5 1, 1 3, 5 1.

The second system of the exercise consists of eight measures. The right hand (treble clef) plays a sequence of eighth notes: G4, A4, B4, C5, D5, E5, F5, G5. The left hand (bass clef) plays a sequence of notes: D3, E3, F3, G3, A3, B3, C4, D4. Fingering is indicated by blue numbers above the notes: 5 2, 3 1, 5 2, 3 1, 1, 5 2, 3 1, 1.

10 - Esercizio di F. Beyer

Vedi la lezione 18 sul mio sito o su Youtube (ancora da pubblicare)

Musical notation for the first system (measures 1-8). The piece is in 3/4 time. The right hand consists of dotted half notes: G4 (finger 1), A4 (finger 3), B4 (finger 5), and C5 (finger 1). The left hand consists of eighth notes: G3, A3, B3, C4, D4, E4, F4, G4.

Musical notation for the second system (measures 9-16). The right hand consists of dotted half notes: G4 (finger 1), A4 (finger 3), B4 (finger 5), and C5 (finger 1). The left hand consists of eighth notes: G3, A3, B3, C4, D4, E4, F4, G4.

Musical notation for the third system (measures 17-23). The right hand consists of dotted half notes: G4 (finger 5), A4 (finger 1), B4 (finger 3), C5 (finger 2), D5 (finger 5), and E5 (finger 1). The left hand consists of eighth notes: G3, A3, B3, C4, D4, E4, F4, G4.

Musical notation for the fourth system (measures 24-31). The right hand consists of dotted half notes: G4 (finger 3), A4 (finger 5), B4 (finger 3), C5 (finger 5), D5 (finger 3), E5 (finger 3), and F5 (finger 1). The left hand consists of eighth notes: G3, A3, B3, C4, D4, E4, F4, G4.

11 - Esercizio di F. Beyer

Vedi la lezione 19 sul mio sito o su Youtube (ancora da pubblicare)

1 2 3 2 3 4 3 5 1 2 3 5 2 1

2 1 3 5 1 3 5

1 5 1 2 3 5 2

12 - Esercizio di F. Beyer

Vedi la lezione 20 sul mio sito o su Youtube (ancora da pubblicare)

1 3 1 3 2

13 - Esercizio n° 13 di F. Beyer

Vedi la lezione 21 sul mio sito o su Youtube (ancora da pubblicare)

14 - Esercizio n° 14 di F. Beyer

Vedi la lezione 22 sul mio sito o su Youtube (ancora da pubblicare)

15 - Esercizio n° 15 di F. Beyer

Vedi la lezione 23 sul mio sito o su Youtube (ancora da pubblicare)

16 - Esercizio n° 16 di F. Beyer

Vedi la lezione 24 sul mio sito o su Youtube (ancora da pubblicare)

The image displays two systems of musical notation for Exercise 16 by F. Beyer. The music is written for piano in 2/4 time. The first system consists of 8 measures. The right hand (RH) plays a sequence of quarter notes: G4, A4, B4, C5, B4, A4, G4, F4. The left hand (LH) plays a sequence of quarter notes: G3, F3, E3, D3, C3, B2, A2, G2. Fingerings are indicated by blue numbers above the RH notes and below the LH notes. The second system consists of 8 measures, starting with a repeat sign. The RH notes are: G4, A4, B4, C5, B4, A4, G4, F4. The LH notes are: G2, F2, E2, D2, C2, B1, A1, G1. Fingerings are indicated by blue numbers above the RH notes and below the LH notes.

17 - Esercizio n° 17 di F. Beyer

Vedi la lezione 25 sul mio sito o su Youtube (ancora da pubblicare)

The first system of the exercise consists of 8 measures. The right hand (RH) plays a sequence of half notes: C4, E4, G4, A4, B4, C5, B4, A4. The left hand (LH) plays a sequence of eighth notes: C3, D3, E3, F3, G3, A3, B3, C4, D4, E4, F4, G4, A4, B4, C5, B4, A4, G4, F4, E4, D4, C4. Fingering is indicated by blue numbers: RH (1, 5, 2) and LH (3 1, 4 1, 5 1, 3 1, 4 1 2 1 3).

The second system of the exercise consists of 8 measures. The right hand (RH) plays a sequence of half notes: C4, E4, G4, A4, B4, C5, B4, A4. The left hand (LH) plays a sequence of eighth notes: C3, D3, E3, F3, G3, A3, B3, C4, D4, E4, F4, G4, A4, B4, C5, B4, A4, G4, F4, E4, D4, C4. Fingering is indicated by blue numbers: RH (4, 4, 4) and LH (4, 4, 4).

The third system of the exercise consists of 8 measures. The right hand (RH) plays a sequence of half notes: C4, E4, G4, A4, B4, C5, B4, A4. The left hand (LH) plays a sequence of eighth notes: C3, D3, E3, F3, G3, A3, B3, C4, D4, E4, F4, G4, A4, B4, C5, B4, A4, G4, F4, E4, D4, C4. Fingering is indicated by blue numbers: RH (1, 5, 2) and LH (3, 4, 5, 3, 4 2 3).

18 - Esercizio n° 18 di F. Beyer

Vedi la lezione 26 sul mio sito o su Youtube (ancora da pubblicare)

Musical score for Exercise 18 by F. Beyer, measures 1-8 and 9-16. The score is in 3/4 time and consists of two systems. The first system contains measures 1-8, and the second system contains measures 9-16. The right hand plays a sequence of eighth notes, and the left hand plays chords. Fingerings are indicated by blue numbers 1-5.

19 - Canzonetta attribuita a W. A. Mozart

Vedi la lezione 27 sul mio sito o su Youtube (ancora da pubblicare)

Musical score for Canzonetta attributed to W. A. Mozart, measures 1-8 and 9-16. The score is in common time (C) and consists of two systems. The right hand plays a sequence of eighth notes, and the left hand plays chords. Fingerings are indicated by blue numbers 1-5.

20 - La primavera di A. Vivaldi

Vedi la lezione 28 sul mio sito o su Youtube (ancora da pubblicare)

Musical score for 'La primavera di A. Vivaldi'. The score is written for piano in C major and common time (C). It consists of two systems of music. The first system contains measures 1 through 8. The second system contains measures 9 through 16. The right hand (RH) plays a melodic line with eighth and sixteenth notes, while the left hand (LH) plays a bass line with whole notes. Fingering is indicated by blue numbers 1-5 above or below notes.

21 - Inno alla gioia di L. V. Beethoven

Vedi la lezione 32 sul mio sito o su Youtube (ancora da pubblicare)

Musical score for 'Inno alla gioia di L. V. Beethoven'. The score is written for piano in C major and common time (C). It consists of two systems of music. The first system contains measures 1 through 8. The second system contains measures 9 through 16. The right hand (RH) plays a melodic line with eighth and sixteenth notes, while the left hand (LH) plays a bass line with whole notes. Fingering is indicated by blue numbers 1-5 above or below notes.

22 - Te Deum di M. A. Charpentier

Vedi la lezione 33 sul mio sito o su Youtube (ancora da pubblicare)

The image displays two systems of musical notation for the piano accompaniment of 'Te Deum' by M. A. Charpentier. The music is written in G major (one sharp) and 4/4 time. The first system consists of five measures. The right hand (RH) starts with a whole rest, followed by a quarter note G4 (fingered 1), a quarter note A4 (fingered 2), a quarter note B4 (fingered 4), a quarter note C5 (fingered 1), a quarter note D5 (fingered 5), a quarter note E5 (fingered 3), a quarter note F5 (fingered 5), a quarter note G5 (fingered 2), a quarter note A5 (fingered 2), and a quarter note B5 (fingered 1). The left hand (LH) has a whole rest in the first measure, followed by a half note G3 (fingered 5), a half note A3 (fingered 1), a half note B3 (fingered 2), and a half note C4 (fingered 2). The second system consists of four measures. The RH starts with a quarter note G4 (fingered 2), a quarter note A4 (fingered 4), a quarter note B4 (fingered 1), a quarter note C5 (fingered 5), a quarter note D5 (fingered 3), a quarter note E5 (fingered 2), a quarter note F5 (fingered 1), and a whole note G5 (fingered 1). The LH has a half note G3 (fingered 5), a half note A3 (fingered 2), a half note B3 (fingered 2), and a whole note C4 (fingered 2). The piece concludes with a double bar line.

23 - Melodia catalana (colonna sonora del film Giochi Proibiti)

Vedi la lezione 36 sul mio sito o su Youtube (ancora da pubblicare)

First system of musical notation for 'Melodia catalana'. It consists of a grand staff with a treble clef and a bass clef. The time signature is 3/4. The key signature has one flat (B-flat). The melody in the treble clef starts with a quarter note G4, followed by quarter notes A4, B4, and C5. The bass clef accompaniment consists of quarter notes G2, F2, E2, and D2. Fingering numbers are placed above the treble clef notes: 5 above G4, 2 above A4, 3 above B4, 5 above C5, and 4 above the final note G4.

Second system of musical notation, starting at measure 11. The treble clef melody continues with quarter notes D5, E5, F5, G5, A5, B5, and C6. The bass clef accompaniment continues with quarter notes C2, B1, A1, and G1. A key signature change to two sharps (F# and C#) occurs at the beginning of the second measure of this system. Fingering numbers are placed above the treble clef notes: 1 above D5, 3 above E5, 3 above F5, 1 2 above G5, 1 2 3 above A5, and 1 2 3 above B5.

Third system of musical notation, starting at measure 22. The treble clef melody continues with quarter notes C6, B5, A5, G5, F5, E5, and D5. The bass clef accompaniment continues with quarter notes C2, B1, A1, and G1. The key signature changes to two sharps (F# and C#). Fingering numbers are placed above the treble clef notes: 3 4 above C6, 5 4 3 2 above B5, 1 3 2 above A5, and 3 2 above G5.

24 - Ninna Nanna di Brahms

Vedi la lezione 37 sul mio sito o su Youtube (ancora da pubblicare)

The image shows a piano accompaniment for the piece 'Ninna Nanna' by Brahms. The score is written in 3/4 time and consists of two systems of music. The first system contains measures 1 through 7. The second system contains measures 8 through 14. The right hand (treble clef) plays the melody, while the left hand (bass clef) provides a simple harmonic accompaniment. Fingerings are indicated by blue numbers above or below the notes. The piece concludes with a first ending (marked '1.') and a second ending (marked '2.').

25 - Per Elisa di L. V. Beethoven

Vedi la lezione 39 sul mio sito o su Youtube (ancora da pubblicare)

First system of the musical score for 'Per Elisa' by Beethoven. The piece is in 3/4 time and D major. The right hand (treble clef) starts with a quarter rest, followed by a quarter note G4 (fingered 5), a quarter note A4 (fingered 2), and a quarter note B4 (fingered 1). The left hand (bass clef) has a whole rest for the first two measures, then a quarter note G3 (fingered 5), a quarter note F3 (fingered 3), and a quarter note E3 (fingered 1). The system continues with various melodic and harmonic patterns, including a trill in the right hand and a descending line in the left hand.

Second system of the musical score, starting at measure 10. The right hand continues with a quarter note G4 (fingered 1), a quarter note A4 (fingered 2), and a quarter note B4 (fingered 4). The left hand has a whole rest for the first two measures, then a quarter note G3 (fingered 5), a quarter note F3 (fingered 3), and a quarter note E3 (fingered 1). The system concludes with a quarter note G4 (fingered 5), a quarter note A4 (fingered 3), and a quarter note B4 (fingered 1).

Third system of the musical score, starting at measure 19. The right hand begins with a quarter note G4 (fingered 1), a quarter note A4 (fingered 5), and a quarter note B4 (fingered 3). The left hand has a whole rest for the first two measures, then a quarter note G3 (fingered 5), a quarter note F3 (fingered 3), and a quarter note E3 (fingered 1). The system continues with a trill in the right hand and a descending line in the left hand.

Fourth system of the musical score, starting at measure 28. The right hand starts with a quarter note G4 (fingered 2), a quarter note A4 (fingered 4), and a quarter note B4 (fingered 3). The left hand has a whole rest for the first two measures, then a quarter note G3 (fingered 1), a quarter note F3 (fingered 1), and a quarter note E3 (fingered 1). The system continues with a trill in the right hand and a descending line in the left hand.

Fifth system of the musical score, starting at measure 36. The right hand begins with a quarter note G4 (fingered 2), a quarter note A4 (fingered 4), and a quarter note B4 (fingered 3). The left hand has a whole rest for the first two measures, then a quarter note G3 (fingered 1), a quarter note F3 (fingered 1), and a quarter note E3 (fingered 1). The system concludes with a quarter note G4 (fingered 1), a quarter note A4 (fingered 2), and a quarter note B4 (fingered 5).

26 - Canzonetta attribuita a W. A. Mozart

Musical notation for 'Canzonetta attribuita a W. A. Mozart'. The piece is in C major and common time. The melody is written on a single staff. Fingerings are indicated by blue numbers 1-5. Solfège syllables (Do, Fa, Sol) are written above the notes in red. The piece consists of two lines of music, with the second line starting at measure 9.

27 - La primavera di A. Vivaldi

Musical notation for 'La primavera di A. Vivaldi'. The piece is in C major and common time. The melody is written on a single staff. Fingerings are indicated by blue numbers 1-5. Solfège syllables (Do, Sol, Fa) are written above the notes in red. The piece consists of two lines of music, with the second line starting at measure 8.

28 - Inno alla gioia di L. V. Beethoven

Musical notation for 'Inno alla gioia di L. V. Beethoven'. The piece is in C major and common time. The melody is written on a single staff. Fingerings are indicated by blue numbers 1-5. Solfège syllables (Do, Sol, Mi, La) are written above the notes in red. The piece consists of two lines of music, with the second line starting at measure 9.

29 - Te Deum di M. A. Charpentier

Musical notation for 'Te Deum di M. A. Charpentier'. The piece is in D major and common time. The melody is written on a single staff. Fingerings are indicated by blue numbers 1-5. Solfège syllables (Re, La, Sol) are written above the notes in red. The piece consists of two lines of music, with the second line starting at measure 6.

30 - Melodia catalana dal film "Giochi Proibiti"

Musical score for 'Melodia catalana' in 3/4 time, featuring fingerings and solfège labels. The score is divided into three systems:

- System 1 (Measures 1-10):** Solfège labels: Re- (5), Re- (2), Re- (3), Re- (5), Sol- (2), Sol- (3), Sol- (4), La (4), La (4).
- System 2 (Measures 11-21):** Solfège labels: Re- (1), Re- (3), La (1), La7 (1), Re- (3), Re (3), Re (1), La (2), La (1), La (2), Sol (3).
- System 3 (Measures 22-32):** Solfège labels: Sol (3), Re (4), Re (5), Sol (4), Sol (3), Sol (2), Sol (1), Re (3), Re (2), La7 (3), Re (2), Re (3).

31 - Ninna Nanna di Brahms

Musical score for 'Ninna Nanna di Brahms' in 3/4 time, featuring fingerings and solfège labels. The score is divided into two systems:

- System 1 (Measures 1-7):** Solfège labels: Do (1), Do (2), Do (5), Sol (1), Sol (1), Sol (2).
- System 2 (Measures 8-14):** Solfège labels: Sol (4), Do (5), Fa (1), Do (3), Fa (2), Do (1), Fa (3), Do (4), Sol (1), Sol (1), Sol (4), Do (1).

32 - Per Elisa di L. V. Beethoven

Musical score for 'Per Elisa di L. V. Beethoven' in 3/4 time, featuring fingerings and solfège labels. The score is divided into four systems:

- System 1 (Measures 1-10):** Solfège labels: La- (5), Mi (1), La- (1), Mi (4), La- (5), Mi (5).
- System 2 (Measures 11-23):** Solfège labels: La- (1), Mi (2), La- (1), Do (5), Sol (3), La- (1), Mi (5), La- (3).
- System 3 (Measures 24-34):** Solfège labels: Mi (1), La- (5), Mi (3), La- (2), Mi (4), La- (1), Mi (1), Mi (2), Mi (4).
- System 4 (Measures 35-40):** Solfège labels: La- (5), La- (5), La- (2), Mi (4), La- (1), Mi (1), La- (5), La- (1).

33 - Hallelujah di Leonard Cohen / Pentatonix

Do La- Do La- ^{Do} (2) 1 3 La- Do La-

9 Fa Sol Do Sol ^{Do} (2) 1 3 Fa Sol La-

16 Fa Sol Mi La- 1 Fa La-

24 Fa ^{Do} 1 ^{Sol} 2 Do Fine La- Do

34 - Tutte le scale maggiori e minori armoniche armonizzate

Le scale vanno eseguite preferibilmente con i rivolti indicati:

- F=fondamentale
- 1R=primo rivolto
- 2R=secondo rivolto

Le forme degli accordi con le rispettive dirteggiature sono indicate solamente per la scala di Do maggiore. Per le successive scale, gli accordi vanno eseguiti nello stesso modo.

Do maggiore

Do Sol Do Fa Do Fa Sol7 Do Sol Fa Do Fa Do Sol Do

1 2 3 1 2 3 4 5 4 3 2 1 3 2 1

F 1R F 2R F 2R 1R F 1R 2R F 2R F 1R F

1 1 1 1 1 1 1 1 1 1 1 1 1 1 1

3 3 3 2 3 2 2 3 3 2 3 2 3 3 3

5 5 5 5 5 5 3 5 5 5 5 5 5 5 5

5

La minore armonica

5 La- Mi La- Re- Mi- Re- Mi7 La- Mi Re- La- Re- La- Mi La-

1 2 3 1 2 3 4 5 4 3 2 1 3 2 1

Sol maggiore

Sol Re Sol Do Sol Do Re7 Sol Re Do Sol Do Sol Re Sol

1 2 3 1 2 3 4 5 4 3 2 1 3 2 1

Mi minore armonica

Mi- Si Mi- La- Mi- La- Si7 Mi Si La- Mi- La- Mi- Si Mi-

1 2 3 1 2 3 4 5 4 3 2 1 3 2 1

Re maggiore

Re 1 La 2 Re 3 Sol 1 Re 2 Sol 3 La7 4 Re 5 La 4 Sol 3 Re 2 Sol 1 Re 3 La 2 Re 1

Si minore armonica

Si- 1 Fa# 2 Si- 3 Mi- 1 Si- 2 Mi- 3 Fa#7 4 Si- 5 Fa# 4 Mi- 3 Si- 2 Mi- 1 Si- 3 Fa# 2 Si- 1

La maggiore

La 1 Mi 2 La 3 Re 1 La 2 Re 3 Mi7 4 La 5 Mi 4 Re 3 La 2 Re 1 La 3 Mi 2 La 1

Fa# minore armonica

Fa#- 2 Do# 3 Fa#- 1 Si- 2 Fa#- 3 Si- 1 Do#7 2 Fa#- 3 Do# 2 Si- 1 Fa#- 3 Si- 2 Fa#- 1 Do# 3 Fa#- 2

Mi maggiore

Mi 1 Si 2 Mi 3 La 1 Mi 2 La 3 Si7 4 Mi 5 Si 4 La 3 Mi 2 La 1 Mi 3 Si 2 Mi 1

Do# minore armonica

Do#- 2 Sol# 3 Do#- 1 Fa#- 2 Sol#- 3 Fa#- 1 Sol#7 2 Do# 3 Sol# 2 Fa#- 1 Do#- 3 Fa#- 2 Do#- 1 Sol# 3 Do#- 2

Si maggiore

Musical notation for the Si maggiore scale in treble clef, key signature of three sharps (F#, C#, G#). The scale is written as a sequence of quarter notes: Si, Fa#, Si, Mi, Si, Mi, Fa#7, Si, Fa#, Mi, Si, Mi, Si, Fa#, Si. Fingerings are indicated by numbers 1-5 in blue below the notes. The notes are: Si (1), Fa# (2), Si (3), Mi (1), Si (2), Mi (3), Fa#7 (4), Si (5), Fa# (4), Mi (3), Si (2), Mi (1), Si (3), Fa# (2), Si (1).

Sol# minore armonica

Musical notation for the Sol# minore armonica scale in treble clef, key signature of three sharps (F#, C#, G#). The scale is written as a sequence of quarter notes: Sol#-, Re#, Sol#-, Do#-, Sol#-, Do#-, Re#7, Sol#-, Re#, Do#-, Sol#-, Do#-, Sol#-, Re#, Sol#-. Fingerings are indicated by numbers 1-5 in blue below the notes. The notes are: Sol#- (2), Re# (3), Sol#- (1), Do#- (2), Sol#- (3), Do#- (1), Re#7 (2), Sol#- (3), Re# (2), Do#- (1), Sol#- (3), Do#- (2), Sol#- (1), Re# (3), Sol#- (2).

Fa# maggiore

Musical notation for the Fa# maggiore scale in treble clef, key signature of four sharps (F#, C#, G#, D#). The scale is written as a sequence of quarter notes: Fa#, Do#, Fa#, Si, Fa#, Si, Do#7, Fa#, Do#, Si, Fa#, Si, Fa#, Do#, Fa#. Fingerings are indicated by numbers 1-5 in blue below the notes. The notes are: Fa# (2), Do# (3), Fa# (4), Si (1), Fa# (2), Si (3), Do#7 (1), Fa# (2), Do# (1), Si (3), Fa# (2), Si (1), Fa# (4), Do# (3), Fa# (2).

Re# minore armonica

Musical notation for the Re# minore armonica scale in treble clef, key signature of four sharps (F#, C#, G#, D#). The scale is written as a sequence of quarter notes: Re#-, La#, Re#-, Sol#-, Re#-, Sol#-, La#7, Re#-, La#, Sol#-, Re#-, Sol#-, Re#-, La#, Re#-. Fingerings are indicated by numbers 1-5 in blue below the notes. The notes are: Re#- (2), La# (1), Re#- (2), Sol#- (3), Re#- (4), Sol#- (1), La#7 (2), Re#- (3), La# (2), Sol#- (1), Re#- (4), Sol#- (3), Re#- (2), La# (1), Re#- (2).

Do# maggiore

Musical notation for the Do# maggiore scale in treble clef, key signature of five sharps (F#, C#, G#, D#, A#). The scale is written as a sequence of quarter notes: Do#, Sol#, Do#, Fa#, Do#, Fa#, Sol#7, Do#, Sol#, Fa#, Do#, Fa#, Do#, Sol#, Do#. Fingerings are indicated by numbers 1-5 in blue below the notes. The notes are: Do# (2), Sol# (3), Do# (1), Fa# (2), Do# (3), Fa# (4), Sol#7 (1), Do# (2), Sol# (1), Fa# (4), Do# (3), Fa# (2), Do# (1), Sol# (3), Do# (2).

La# minore armonica

La#- Mi# La#- Re#- La#- Re#- Mi#7 La#- Mi# Re#- La#- Re#- La#- Mi# La#-

2 1 2 3 1 2 3 4 3 2 1 3 2 1 2

Fa maggiore

Fa Do Fa Sib Fa Sib Do7 Fa Do Sib Fa Sib Fa Do Fa

1 2 3 4 1 2 3 4 3 2 1 4 3 2 1

Re minore armonica

Re- La Re- Sol- Re- Sol- La7 Re- La Sol- Re- Sol- Re- La Re-

1 2 3 1 2 3 4 5 4 3 2 1 3 2 1

Sib maggiore

Sib Fa Sib Mib Sib Mib Fa7 Sib Fa Mib Sib Mib Sib Fa Sib

2 1 2 3 1 2 3 4 3 2 1 3 2 1 2

Sol minore armonica

Sol- Re Sol- Do- Sol- Do- Re7 Sol- Re Do- Sol- Do- Sol- Re Sol-

1 2 3 1 2 3 4 5 4 3 2 1 3 2 1

Mib maggiore

Mib Sib Mib Lab Mib Lab Sib7 Mib Sib Lab Mib Lab Mib Sib Mib

2 1 2 3 4 1 2 3 2 1 4 3 2 1 2

Do minore armonica

Do- Sol Do- Fa- Do- Fa- Sol7 Do- Sol Fa- Do- Do- Sol Do-

1 2 3 1 2 3 4 5 4 3 2 1 3 2 1

Lab maggiore

Lab Mib Lab Reb Lab Reb Mib7 Lab Mib Reb Lab Reb Lab Mib Lab

2 3 1 2 3 1 2 3 2 1 3 2 1 3 2

Fa minore armonica

Fa- Do Fa- Sib- Fa- Sib- Do7 Fa- Do Sib- Fa- Sib- Fa- Do Fa-

1 2 3 4 1 2 3 4 3 2 1 4 3 2 1

Reb maggiore

Reb Lab Reb Solb Reb Solb Lab7 Reb Lab Solb Reb Solb Reb Lab Reb

2 3 1 2 3 4 1 2 1 4 3 2 1 3 2

Sib minore armonica

Sib- Fa Sib- Mib- Sib- Mib- Fa7 Sib- Fa Mib- Sib- Mib- Sib- Fa Sib-

2 1 2 3 1 2 3 4 3 2 1 3 2 1 2

Solb maggiore

Solb Reb Solb Dob Solb Dob Reb7 Solb Reb Dob Solb Dob Solb Reb Solb

2 3 4 1 2 3 1 2 1 3 2 1 4 3 2

Mib minore armonica

Mib- Sib 2 1
 Mib- Lab- 2 3
 Mib- Lab- Sib7 4 1 2 3
 Mib- Sib 2 1
 Lab- Mib- Lab- 4 3
 Mib- Sib Mib- 2 1 2

Dob maggiore

Dob Solb Dob Fab 1 2 3 1
 Dob Fab Solb7 Dob 2 3 4 5
 Solb Fab Dob Fab 4 3 2 1
 Dob Solb Dob 3 2 1

Lab minore armonica

Lab- Mib Lab- Reb- 2 3 1 2
 Lab- Reb- Mib7 Lab- 3 1 2 3
 Mib Reb- Lab- Reb- 2 1 3 2
 Lab- Mib Lab- 1 3 2

Appendice 1: Esercizio dei ribattuti di F. Castello

Esercizio per l'indipendenza delle dita e sviluppo della muscolatura.

Si esegue:

- con entrambi i pollici delle mani da battuta 1 a battuta 8
- con gli indici da battuta 9 fino alla fine
- la seconda volta lo si esegue con i medi da battuta 1 a battuta 8
- successivamente con gli anulari da battuta 9 alla fine
- la terza e ultima volta, lo si riesegue da battuta 1 a battuta 8 con i mignoli

Cambio dito la seconda e terza volta

5 5 5 5 5 5 5 5 5 5 5 5 5 5 5
 3 3 3 3 3 3 3 3 3 3 3 3 3 3 3
 1 1 1 1 1 1 1 1 1 1 1 1 1 1 1

1 3 1 3 1 3 1 3 1 3 1 3 1 3 1 3
 5 5 5 5 5 5 5 5 5 5 5 5 5 5 5

6

11

Cambio dito

4 4 4 4 4 4 4 4 4 4 4 4 4 4 4
 2 2 2 2 2 2 2 2 2 2 2 2 2 2 2

2 2 2 2 2 2 2 2 2 2 2 2 2 2 2
 4 4 4 4 4 4 4 4 4 4 4 4 4 4 4

15

20

D.C.

The image shows a musical score for piano, consisting of five measures. The score is written on a grand staff with a treble clef on the upper staff and a bass clef on the lower staff. The music is in a common time signature (C). The upper staff contains a sequence of eighth notes, while the lower staff contains a sequence of quarter notes. The piece concludes with a double bar line and repeat dots, indicating the end of the section.